



DEPARTMENT OF REGULATORY AND ECONOMIC RESOURCES (RER)  
BOARD AND CODE ADMINISTRATION DIVISION

MIAMI-DADE COUNTY  
PRODUCT CONTROL SECTION  
11805 SW 26 Street, Room 208  
Miami, Florida 33175-2474  
T (786) 315-2590 F (786) 315-2599  
[www.miamidade.gov/economy](http://www.miamidade.gov/economy)

## NOTICE OF ACCEPTANCE (NOA)

**DaVinci Roofscapes, LLC**  
13890 W 101 St.  
Lenexa, KS 66215

### SCOPE:

This NOA is being issued under the applicable rules and regulations governing the use of construction materials. The documentation submitted has been reviewed and accepted by Miami-Dade County RER - Product Control Section to be used in Miami Dade County and other areas where allowed by the Authority Having Jurisdiction (AHJ).

This NOA shall not be valid after the expiration date stated below. The Miami-Dade County Product Control Section (In Miami Dade County) and/or the AHJ (in areas other than Miami Dade County) reserve the right to have this product or material tested for quality assurance purposes. If this product or material fails to perform in the accepted manner, the manufacturer will incur the expense of such testing and the AHJ may immediately revoke, modify, or suspend the use of such product or material within their jurisdiction. RER reserves the right to revoke this acceptance, if it is determined by Miami-Dade County Product Control Section that this product or material fails to meet the requirements of the applicable building code.

This product is approved as described herein, and has been designed to comply with the Florida Building Code including the High Velocity Hurricane Zone of the Florida Building Code.

### DESCRIPTION: DaVinci Province Slate

**LABELING:** Each unit shall bear a permanent label with the manufacturer's name or logo, city, state and following statement: "Miami-Dade County Product Control Approved", unless otherwise noted herein.

**RENEWAL** of this NOA shall be considered after a renewal application has been filed and there has been no change in the applicable building code negatively affecting the performance of this product.

**TERMINATION** of this NOA will occur after the expiration date or if there has been a revision or change in the materials, use, and/or manufacture of the product or process. Misuse of this NOA as an endorsement of any product, for sales, advertising or any other purposes shall automatically terminate this NOA. Failure to comply with any section of this NOA shall be cause for termination and removal of NOA.

**ADVERTISEMENT:** The NOA number preceded by the words Miami-Dade County, Florida, and followed by the expiration date may be displayed in advertising literature. If any portion of the NOA is displayed, then it shall be done in its entirety.

**INSPECTION:** A copy of this entire NOA shall be provided to the user by the manufacturer or its distributors and shall be available for inspection at the job site at the request of the Building Official.

This NOA consists of pages 1 through 7.  
The submitted documentation was reviewed by Alex Tigera.



NOA No. 22-0811.13  
Expiration Date: 09/07/28  
Approval Date: 09/07/23  
Page 1 of 7

## ROOFING ASSEMBLY APPROVAL

|  |                           |
|--|---------------------------|
| <b><u>Category:</u></b>                    | Roofing                   |
| <b><u>Sub-Category:</u></b>                | Slate                     |
| <b><u>Materials</u></b>                    | Composite                 |
| <b><u>Deck Type:</u></b>                   | Wood                      |
| <b><u>Maximum Design Pressure</u></b>      | -211 psf                  |
| <b><u>Fire Classification Pressure</u></b> | See General Limitation #1 |

## TRADE NAMES OF PRODUCTS MANUFACTURED OR LABELED BY APPLICANT:

| <b><u>Product</u></b>  | <b><u>Dimensions</u></b>                                    | <b><u>Test Specifications</u></b> | <b><u>Product Description</u></b>                  |
|------------------------|---|-----------------------------------|--|
| DaVinci Province Slate | 11.5" long<br>12.5" width<br>Tapered Thickness 5/8" – 5/16" | TAS 110                           | Slate looking composite shingle with tapered back. |

## MANUFACTURING LOCATION:

1. Lenexa, KS

## EVIDENCE SUBMITTED:

| <b><u>Test Agency</u></b>               | <b><u>Test Identifier</u></b> | <b><u>Test Name/Report</u></b> | <b><u>Date</u></b> |          |
|---|-------------------------------|--------------------------------|--------------------|----------|
| Intertek                                | 104793386COQ-004              | TAS 125                        | 05/11/23           |          |
|   | 105095440COG-001              | TAS 100                        | 06/22/22           |          |
|   | 104793286COG-007 R2           | ASTM E108                      | 03/21/22           |          |
| PRI Construction Materials Technologies | DRM-156-02-01                 | ASTM G155                      | 12/02/15           |          |
|   | DRM-054-02-01                 | ASTM D638                      |                    |          |
|   |                               | ASTM D635                      |                    | 11/15/15 |
|   |                               | ASTM D1929                     |                    |          |
| ASTM D2843                              |                               |                                |                    |          |



## APPROVED ASSEMBLIES:

|                                 |  |
|---------------------------------|--|
| <b>System A:</b>                | <b>DaVinci Province Slate</b>  |
| <b>Deck Type:</b>               | Wood, Non-Insulated  |
| <b>Deck Description:</b>        | <sup>5</sup> / <sub>8</sub> " or greater plywood or wood plank with span rating of 32/16, C-C grade, 5 ply |
| <b>Slope Range:</b>             | 3-1/2": 12" or greater   |
| <b>Maximum Uplift Pressure:</b> | See Table A below  |

---

**Deck Attachment:** In accordance with applicable Building Code, but in no case shall it be less than #8d ring shank nails spaced 6" o.c.

**Underlayment:** Minimum underlayment shall be an ASTM D 226 Type II installed with a minimum 4" side-lap and 6" end-laps. (See note below) Underlayment shall be fastened with corrosion resistant tin-caps and 12 gauge 1 1/4" annular ring-shank nails, spaced 6" o.c. at all laps and two staggered rows 12" o.c. in the field of the roll. Followed by one layer of a Miami-Dade Approved ASTM D1970 self-adhered underlayment over the anchor sheet.

**\*Note: ASTM D 226 Type II anchor sheet will be optional effective w/2023 FBC 8<sup>th</sup> Edition. Approved Miami-Dade ASTM D 1970 underlayment only will be allowed if the NOA for the underlayment allows for it.**

**Fire Barrier:** Any approved fire barrier having a current NOA. Refer to a current fire directory listing for fire ratings of this roofing system assembly as well as the location of the fire barrier within the assembly. See Limitation # 1.

**Valleys:** Valley metal shall be a minimum 16" wide. Valley metal shall be set over a minimum 36" wide sweat sheet of minimum ASTM D 226 type II embedded in roofing cement, or an approved self-adhered membrane. Valley metal shall imbedded in roofing cement and be secure with roofing nails spaced a maximum 4" o.c. at outer most part of metal on each side. Valley edges shall be primed and embed a 6" wide asphalt coated fabric in an 8" wide bed of roofing cement. Place a second coat of roofing cement over the fabric. Valley detail shall be in accordance with the current published manufacturer's literature.

**Ridge & Hips:** See Da Vinci Roofscape's published installation manual for detail.

**Starter:** Install required starter over the edge 1". Fasten each starter with a minimum of two corrosion resistant roofing nails located 2-1/2" in from the edge and 3" up from the butt edge of the slate. Nails shall be of sufficient length to penetrate sheathing <sup>3</sup>/<sub>16</sub>".



**Application:**

DaVinci Province Slate shall be installed in accordance with DaVinci Roofscapes LLC.'s current published installation manual. Province Slate shall have a maximum 8" exposure (**see Detail 'B'**). Province Slate shall be fastened with 1-1/2" 11 gauge ring-shank corrosion resistant roofing nails, as listed below in **Table A**, through the marked holes and 8-1/2" up from the butt edge (**see Detail 'A'**) and shall penetrate through underlying panel. Nails shall be of sufficient length to penetrate through the sheathing a minimum of 3/16".

| <b>TABLE A<br/>MAXIMUM DESIGN PRESSURES</b> |                |   |
|---|----------------|---|
| <b>Roof Areas</b>                           | <b>Field</b>   | <b>Perimeter and Corner<sup>1</sup></b> |
| <b>Maximum Design Pressures</b>             | <b>-92 psf</b> | <b>-211 psf</b>                         |
| <b>Number of Fasteners per Slate</b>        | <b>2</b>       | <b>4</b>                                |
| 1. Extrapolation shall not be allowed       |                |   |



**GENERAL LIMITATIONS:**

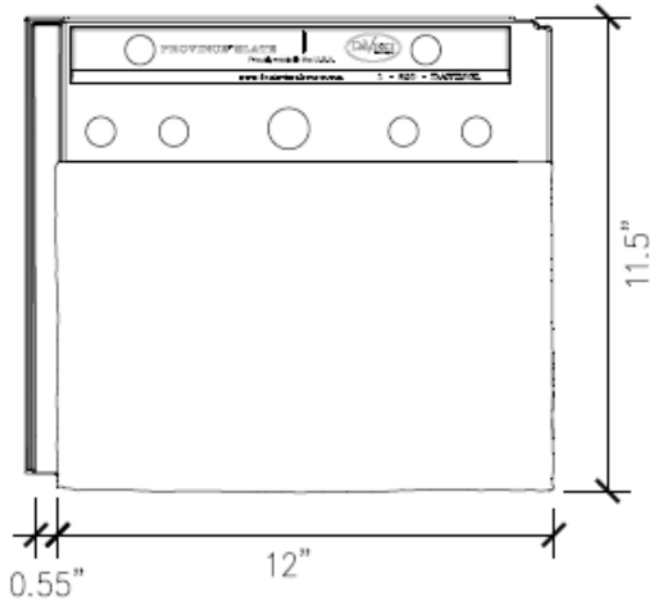
1. Fire classification is not part of this acceptance; refer to a current Approved Roofing Materials Directory for fire ratings of this product.
2. The maximum designed pressure limitation listed shall be applicable to all roof pressure zones (i.e. field, perimeters, and corners). Neither rational analysis, nor extrapolation shall be permitted for enhanced fastening at enhanced pressure zones (i.e. perimeters, extended corners and corners).
3. All slate shall be permanently labeled with the manufacturer's name and/or logo, and the following statement: "Miami-Dade County Product Control Approved" **or** with the Miami-Dade County Product Control Seal as seen below.



4. All products listed herein shall have a quality assurance audit in accordance with the Florida Building Code and Rule 61G20-3 of the Florida Administrative Code.



# DRAWINGS DETAIL 'A'



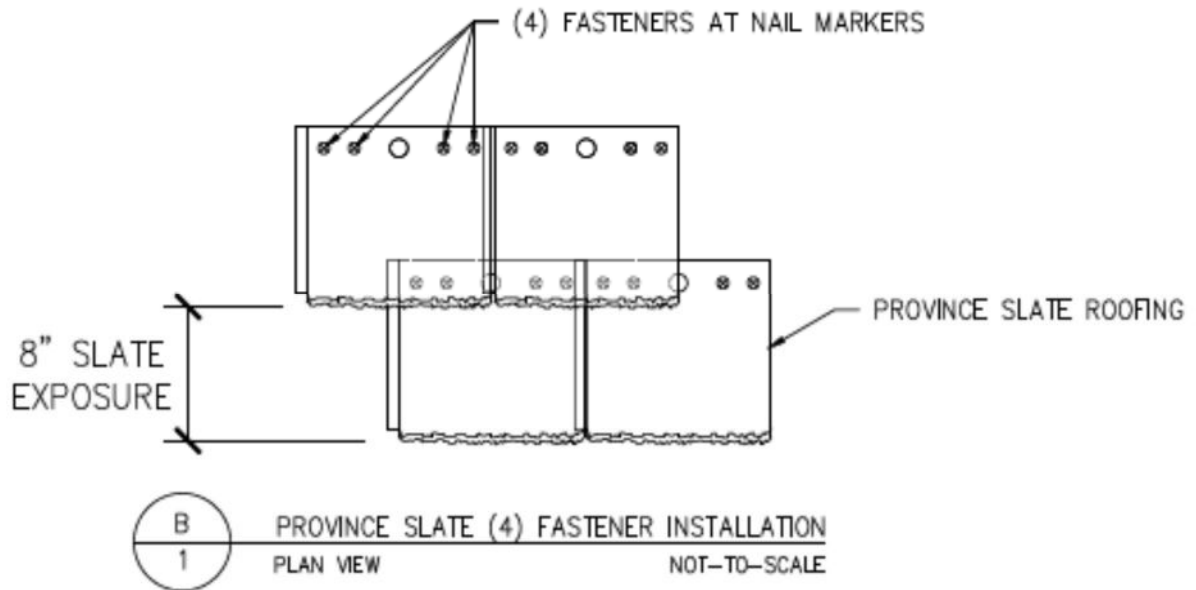
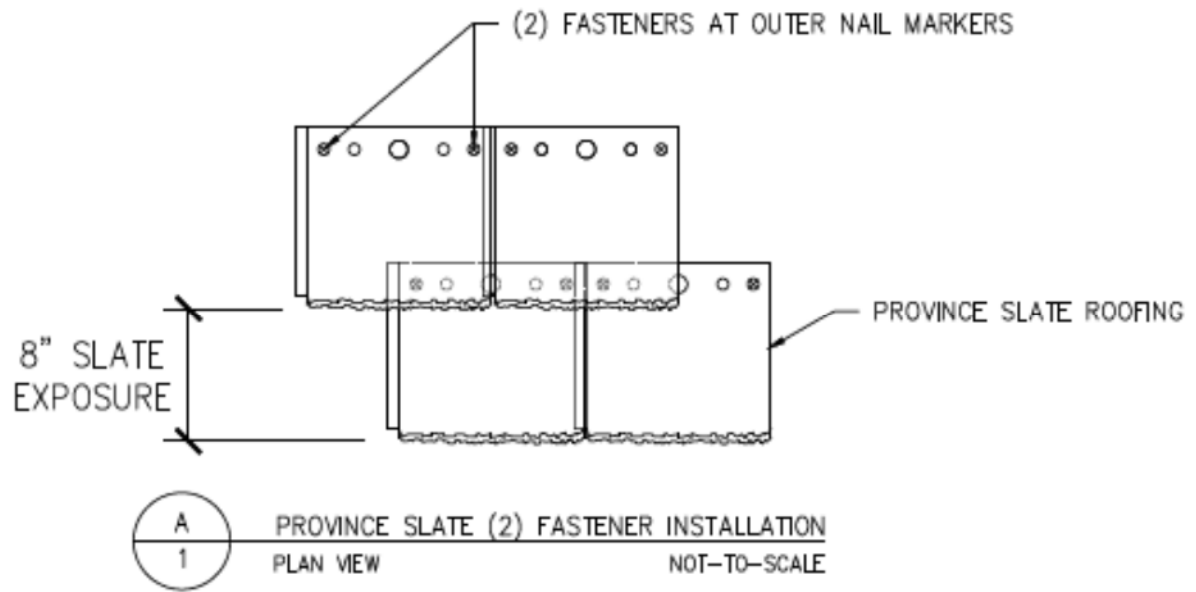
A  
2 PROVINCE SLATE ROOFING  
FRONT ELEVATION VIEW NOT TO SCALE



B  
2 PROVINCE SLATE ROOFING  
SIDE ELEVATION VIEW NOT TO SCALE



## DETAIL 'B'



**END OF THIS ACCEPTANCE**

